

## What you need


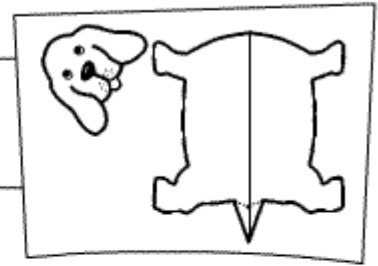
Cardboard and paper

Scissors

Pencil crayons,  
markers or crayons

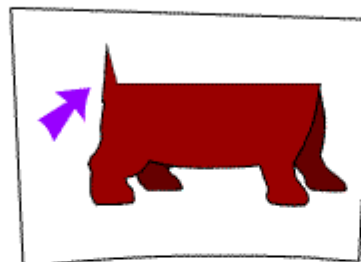
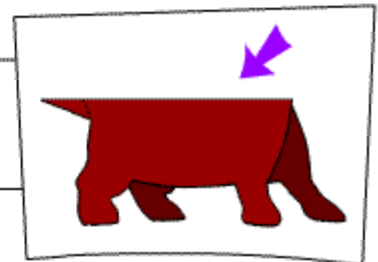
Glue

Print your patterns.  
Glue a piece of cardboard.



Colour and cut the patterns out.

Fold the dog's body in half down  
the center.



Unfold the body and fold the tail in  
the opposite direction, fold up on the  
dotted lines of the tail while folding  
the body back down.

Glue the head onto one side of  
the body.

